

# Accomplish™ Glide Options


GSA SIN 71-302




Smart now. Smarter later.

- ▶ **NEW!** Finished model and Glide Kits available 12/17/2007.
- ▶ All models must be specified with a glide effective 12/17/2007. Orders not specified will ship with all purpose glide inserts.
- ▶ Specification guidelines for new product shown below.
- ▶ Field-installed retro-fit kits are available for models produced prior to 12/17/2007.
- ▶ Meets or exceeds ANSI/BIFMA and ISTA performance standards.

**All new Cantilever Chairs and Desks must now be specified with a glide, effective 12/17/2007. New specification guidelines for these new models shown below.**

How to specify	2nd Option:	1st Option:	3rd Option:
<p><b>Accomplish Cantilever Chairs</b></p>  <p><b>Models: CL14, CL16, CL18</b></p> <p><b>Packaging Quantity</b> C = 4/carton</p> <p><b>Frame Material</b> C = Chrome P = Painted</p>	<p><b>Select the Model Number from above.</b></p> <p><b>Select the Glide Option:</b> E All-purpose glide insert (no upcharge) F Felt Glide Insert (\$28 list upcharge; \$7 per single unit)</p>	<p><b>Select the Shell Color:</b> 83 (Blue Violet) 65 (Garnet) 98 (Green) 11 (Lava) 91 (Navy) 56 (Purple) 40 (Red)</p>	<p><b>Select the Frame Color:</b> Chrome available on CC models only S (Charcoal) Y (Chrome) C (Titanium)</p>
<p>CL14PC . E .</p>	<p>E .</p>	<p>83 .</p>	<p>S</p>

See page 18 of the 7/1/2007 Education Pricer or page 534 of the 7/1/2007 HON List pricer for model information.







How to specify	2nd Option:	1st Option:	3rd Option:
<p><b>Accomplish Cantilever Desks</b></p>  <p><b>Models: CL40 and CL30</b></p> <p><b>Packaging Quantity</b> B = 2/carton</p> <p><b>Frame Material</b> C = Chrome P = Painted</p> <p><b>Top Material</b> H = High Pressure Laminate</p>	<p><b>Select the Model Number from above.</b></p> <p><b>Select the Glide Option:</b> E All-purpose glide insert (no upcharge) F Felt Glide Insert (\$14 list upcharge; \$7 per single unit)</p>	<p><b>Select the High Pressure Laminate Color:</b> G4 (Beige Patterned) MM (Medium Oak) DD (Natural Maple) G1 (White Patterned)</p>	<p><b>Select the Frame/Plastic Surround Color:</b> S (Charcoal) Y (Chrome) C (Titanium)</p>
<p>CL40HPB . E .</p>	<p>E .</p>	<p>G4 .</p>	<p>S</p>

See page 16 of the 7/1/2007 Education Pricer or page 532 of the 7/1/2007 HON List pricer for model information.

# Accomplish™ Cantilever Glide Kits



GSA Contract Pending

For use with models: CL14, CL16, CL18, CL30 and CL40

Description	Model	Ship Weight	Cube	List
 <p><b>All Purpose Glide Insert Kits</b></p> <ul style="list-style-type: none"> <li>• Replacement All-purpose inserts for use with new glide housings (gray in color) which ship standard on all models produced after 12/17/2007.</li> <li>• Kit includes 100 inserts for 25 chairs or desks.</li> <li>• Use existing hardware.</li> <li>• Inserts held securely in place by screws.</li> <li>• Field installed.</li> <li>• For models shipped prior to 12/17/2007, which have clear-frosted housings, see model GHK1 Glide Housing Retro-fit Kit shown below.</li> <li>• Not for use with CL71 or 4-Leg models.</li> </ul>	<b>GDK1-E</b>	5.5 	0.4	\$ 110
 <p><b>Felt Glide Insert Kits</b></p> <ul style="list-style-type: none"> <li>• Replacement Felt inserts for use with new glide housings (gray in color) which ship standard on all models produced after 12/17/2007.</li> <li>• Kit includes 100 inserts for 25 chairs or desks.</li> <li>• Use existing hardware.</li> <li>• Inserts held securely in place by screws.</li> <li>• Field installed.</li> <li>• For models shipped prior to 12/17/2007, which have clear-frosted housings, see model GHK1 Glide Housing Retro-fit Kit shown below.</li> <li>• Not for use with CL71 or 4-Leg models.</li> </ul>	<b>GDK1-F</b>	5.5 	0.4	\$ 225
 <p><b>Glide Housing Retrofit Kit</b></p> <ul style="list-style-type: none"> <li>• Use to retrofit glide housings (clear frosted) on chairs or desks produced prior to 12/17/2007.</li> <li>• Kit includes 100 gray housings for 25 chairs or desks.</li> <li>• Includes attachment hardware for housing and inserts.</li> <li>• Insert kit must also be specified and ordered. Models GDK1-E for All-purpose or GDK1-F for felt inserts.</li> <li>• Field installed.</li> </ul>	<b>GHK1</b>	7.0 	0.5	\$ 175

 Shippable by small-package carrier.



**For use with model: CL71**

	Description	Model	Ship Weight	Cube	List
	<ul style="list-style-type: none"> <li>• Snap-on felt saddle glides easily and securely snap over the tube frame next to the existing glide.</li> <li>• Kit includes 100 glides for 25 chairs or desks.</li> <li>• Existing glides do not have to be removed.</li> <li>• Field installed.</li> <li>• For use on all models produced before or after 12/17/2007.</li> </ul>	<b>GDK2-F</b>	5.0 	0.2	\$ 225

**Glide Kit for 4-Leg Accomplish™ and Proficiency™ Models**

**GSA Contract Pending**

**For use with models: CL412, CL414, CL416, CL418, CL4D, CL8, H1012, H1014, H1016, H1018**

	Description	Model	Ship Weight	Cube	List
	<ul style="list-style-type: none"> <li>• Caps easily and securely snap over the existing nylon swivel glide.</li> <li>• Kit includes 100 caps for 25 chairs or desks.</li> <li>• Field installed.</li> <li>• For use on all models produced before or after 12/17/2007.</li> </ul>	<b>GDK3-F</b>	2.0 	0.2	\$ 76

 Shippable by small-package carrier.